

Autovista France

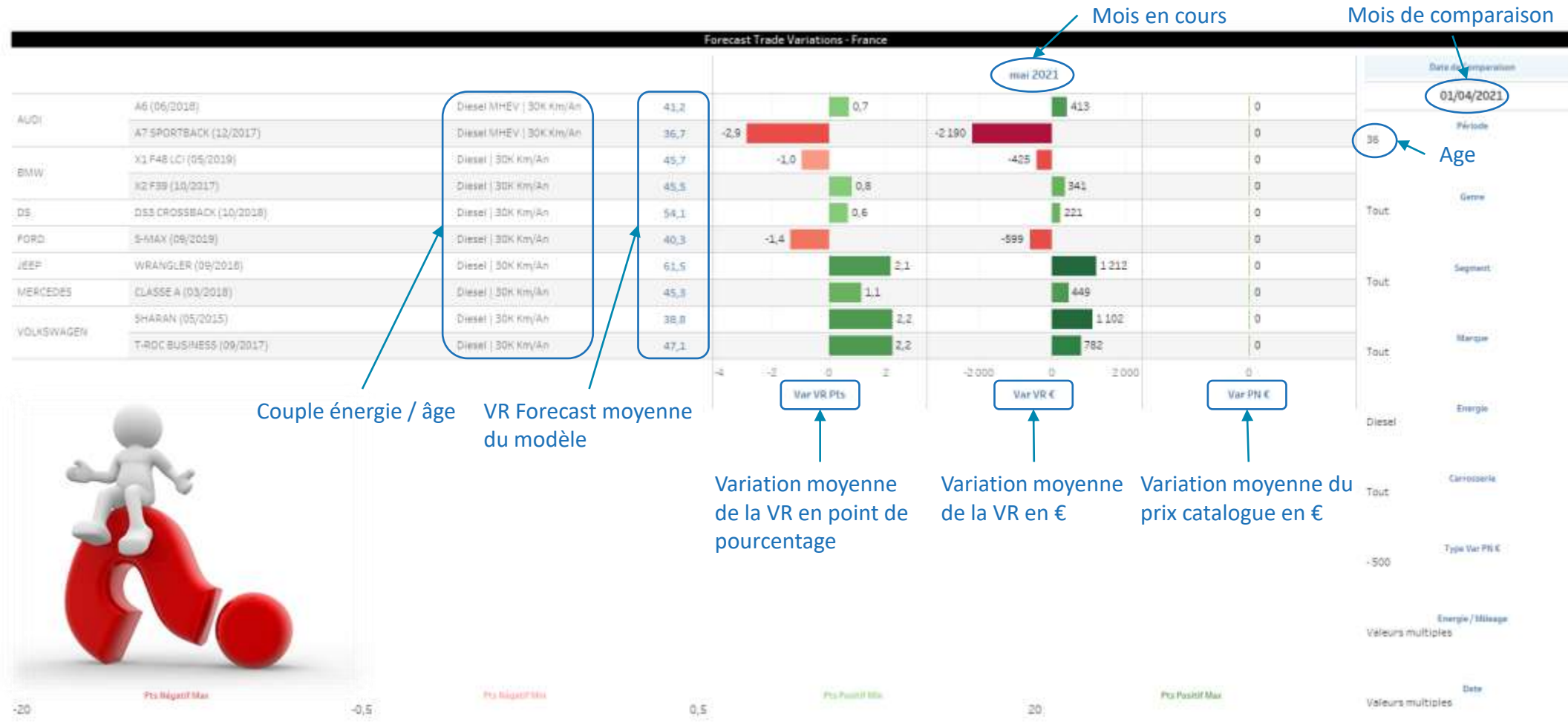
Evolution VR Forecast VP

Janvier 2024



Autovista
Group....

Pour bien appréhender la lecture des chiffres...



Couple énergie / âge

VR Forecast moyenne du modèle

Variation moyenne de la VR en point de pourcentage

Variation moyenne de la VR en €

Variation moyenne du prix catalogue en €

36

Age



01/04/2021

Mois de comparaison

Mois en cours

mai 2021

DIESEL



Diesel – VP – 12 mois (1/2)

Forecast Trade Variations - France

				January 2024			Date de Comparaison	
							12/1/2023	
AUDI	A3 BERLINE (04/2020)	Diesel 20K Km/An	74.5	-0.7		-302		0
	A4 ALLROAD (09/2019)	Diesel MHEV 20K Km/An	71.2	-0.6		-396		0
	A5 (11/2019)	Diesel MHEV 20K Km/An	72.4	-0.9		-516		0
	S4 (09/2019)	Diesel MHEV 20K Km/An	68.4	-1.7		-1,328		0
	S4 AVANT (09/2019)	Diesel MHEV 20K Km/An	69.9	-1.1		-891		0
	S5 (01/2020)	Diesel MHEV 20K Km/An	69.6	-0.9		-791		0
BMW	S5 SPORTBACK (01/2020)	Diesel MHEV 20K Km/An	72.6	-1.1		-952		0
	SERIE 2 COUPE G42 (07/2021)	Diesel 20K Km/An	76.6	-0.9		-435		0
DS	SERIE 4 GRAN COUPE G26 (06/2021)	Diesel MHEV 20K Km/An	74.8	-0.6		-350		0
	DS 4 (05/2021)	Diesel 20K Km/An	72.1	1.2	-1,768	-3,175		0
MERCEDES	CLASSE A (10/2022)	Diesel 20K Km/An	75.2	-0.9		-1,121		-1,008
	CLASSE S (09/2020)	Diesel MHEV 20K Km/An	78.2	-0.8		-946		0
OPEL	ASTRA SPORTS TOURER (11/2022)	Diesel 20K Km/An	71.1	-0.6		-246		0
SKODA	OCTAVIA (07/2020)	Diesel 20K Km/An	70.2	-0.6		-224		0
	SUPERB COMBI (06/2019)	Diesel 20K Km/An	68.5	-0.7		-368		0
VOLKSWAGEN	ARTEON (10/2020)	Diesel 20K Km/An	60.3	-0.5		-318		0
	ARTEON SHOOTING BRAKE (10/2020)	Diesel 20K Km/An	60.3	-0.6		-393		0
VOLVO	V90 (06/2020)	Diesel MHEV 20K Km/An	62.4	-1.6		-1,094		0



12	Période
VP	Genre
Multiple values	Segment
All	Marque
Diesel	Energie
All	Carrosserie
All	Type Var PN €
Multiple values	Energie / Mileage

Date

-45 Pts Négatif Max

-0.5 Pts Négatif Min

0.5 Pts Positif Min

45 Pts Positif Max


Multiple values

Diesel – VP – 12 mois (2/2)

Forecast Trade Variations - France

				January 2024			Date de Comparaison
				Var VR Pts	Var VR €	Var PN €	12/1/2023
ALFA ROMEO	TONALE (03/2022)	Diesel 20K Km/An	72.9	-8.2	-1,408	2,750	12
AUDI	Q3 SPORTBACK (09/2019)	Diesel 20K Km/An	77.5	-0.5	-283	0	VP
	Q5 (07/2020)	Diesel MHEV 20K Km/An	78.7	-0.6	-339	0	Multiple values
	Q5 SPORTBACK (11/2020)	Diesel MHEV 20K Km/An	79.2	-3.6	-2,283	0	All
	Q7 (09/2019)	Diesel MHEV 20K Km/An	80.8	-0.8	-744	0	Diesel
CITROEN	C3 AIRCROSS (03/2021)	Diesel 20K Km/An	71.9	0.8	-387	-858	All
FORD	TRANSIT KOMBI (05/2019)	Diesel 20K Km/An	77.0	-0.5	-286	0	Multiple values
JAGUAR	E-PACE (10/2020)	Diesel MHEV 20K Km/An	75.0	-0.7	-463	0	All
RENAULT	TRAFIC (04/2021)	Diesel 20K Km/An	77.7	-1.3	-590	0	Diesel
SSANGYONG	KORANDO (10/2019)	Diesel 20K Km/An	70.4	-0.6	-179	0	Multiple values
TOYOTA	LAND CRUISER MY22 (12/2021)	Diesel 20K Km/An	76.2	-7.2	-1,633	3,500	All
VOLKSWAGEN	MULTIVAN (10/2021)	Diesel 20K Km/An	84.2	-0.6	-421	0	Multiple values

Date de Comparaison	12/1/2023
Période	12
Genre	VP
Segment	Multiple values
Marque	All
Energie	Diesel
Carrosserie	All
Type Var PN €	All
Energie / Mileage	Multiple values
Date	Multiple values



Diesel – VP – 36 mois

Forecast Trade Variations - France

				January 2024			Date de Comparaison									
							12/1/2023									
ALFA ROMEO	GIULIA (01/2023)	Diesel 20K Km/An	49.1	-0.8	76	1,177	36									
	TONALE (03/2022)	Diesel 20K Km/An	51.7	-5.8	-1,002	2,750										
AUDI	Q5 SPORTBACK (11/2020)	Diesel MHEV 20K Km/An	58.2	-3.1	-1,974	0	VP									
BMW	SERIE 8 CABRIOLET G14 LCI (02/2022)	Diesel 20K Km/An	48.2	0.6	797	0										
CITROEN	C3 AIRCROSS (03/2021)	Diesel 20K Km/An	51.2	0.6	-266	-858	All									
MERCEDES	CLASSE A (10/2022)	Diesel 20K Km/An	57.2	-1.3	-1,119	-1,008										
	CLASSE A BERLINE (10/2022)	Diesel 20K Km/An	57.6	-0.6	-514	-483										
RENAULT	TRAFIC (04/2021)	Diesel 20K Km/An	61.5	-0.8	-380	0	Multiple values									
TOYOTA	LAND CRUISER MY22 (12/2021)	Diesel 20K Km/An	62.7	-0.7	1,811	3,500										
VOLVO	V90 (06/2020)	Diesel MHEV 20K Km/An	43.1	-0.8	-542	0	Diesel									
				-6	-4	-2	0	2	-2,000	0	2,000	-2,000	0	2,000	4,000	
				Var VR Pts			Var VR €			Var PN €						

36	Période
VP	Genre
All	Segment
Multiple values	Marque
Diesel	Energie
All	Carosserie
All	Type Var PN €
Multiple values	Energie / Mileage
Multiple values	Date

Pts Négatif Max -0.5 Pts Négatif Min 0.5 Pts Positif Min 45 Pts Positif Max

ESSENCE



Autovista
Group...


Essence – VP – 12 mois (1/3)

Forecast Trade Variations - France

				January 2024			Date de Comparaison	
							12/1/2023	
ALFA ROMEO	GIULIA (01/2023)	Essence 15K Km/An	80.6	-0.7	-413	54	12	Période
	A5 CABRIOLET (01/2020)	Essence MHEV 15K Km/An	76.0	-1.1	-721	0		
	RS4 AVANT (01/2020)	Essence 15K Km/An	69.2	-0.7	-663	0		
AUDI	RS5 (04/2017)	Essence 15K Km/An	78.6	0.5	523	0	VP	Genre
	RS5 SPORTBACK (02/2019)	Essence 15K Km/An	78.6	-0.6	-657	0		
	S8 (12/2021)	Essence 15K Km/An	60.8	-0.6	-969	0		
	M2 COUPE G87 (10/2022)	Essence 15K Km/An	84.3	-6.0	-4,831	0	Multiple values	Segment
	M8 COMPETITION CABRIOLET F91 (06/2019)	Essence 15K Km/An	64.9	-2.9	-5,521	0		
	M8 COMPETITION COUPE F92 (06/2019)	Essence 15K Km/An	67.1	-2.2	-4,024	0		
BMW	M8 COMPETITION GRAN COUPE F93 (10/2019)	Essence 15K Km/An	70.2	-1.1	-1,970	0	All	Marque
	SERIE 1 F40 (05/2019)	Essence 15K Km/An	76.1	-0.8	-342	0		
	SERIE 4 GRAN COUPE G26 (06/2021)	Essence 15K Km/An	76.8	-0.9	-488	0		
		Essence MHEV 15K Km/An	81.1	-0.9	-674	0	Essence	Energie
DS	DS 4 (05/2021)	Essence 15K Km/An	74.1	1.4	-1,758	-3,175		Carosserie
HYUNDAI	i20 N (04/2021)	Essence 15K Km/An	80.8	-1.4	-394	0	All	
MASERATI	QUATTROPORTE (06/2020)	Essence 15K Km/An	72.0	-0.7	-1,234	0		
MERCEDES	CLASSE S (09/2020)	Essence 15K Km/An	71.7	3.6	6,517	0		Type Var PN €
VOLKSWAGEN	GOLF (02/2020)	Essence MHEV 15K Km/An	71.0	-0.6	-218	0	All	
	GOLF SW (12/2020)	Essence 15K Km/An	71.2	-0.5	-167	0		



Date de Comparaison	
12/1/2023	
12	Période
VP	Genre
Multiple values	Segment
All	Marque
Essence	Energie
	Carosserie
	Type Var PN €
Multiple values	Energie / Mileage
Multiple values	Date



Essence – VP – 12 mois (2/3)

Forecast Trade Variations - France

				January 2024			Date de Comparaison	
							12/1/2023	
ALPINE	A110 (02/2018)	Essence 15K Km/An	81.5	-6.5	9,074	17,200	12	Période
	R8 (03/2019)	Essence 15K Km/An	86.6	0.5	857	0		
AUDI	R8 SPYDER (03/2019)	Essence 15K Km/An	80.1	0.5	974	0		Genre
	SQ2 (01/2021)	Essence 15K Km/An	88.0	0.8	436	0		
CHEVROLET	CORVETTE STINGRAY CABRIOLET (10/2021)	Essence 15K Km/An	59.9	-13.0	-12,578	0		VP
	CORVETTE STINGRAY COUPE (10/2021)	Essence 15K Km/An	60.7	-12.9	-11,669	0		
		Essence 15K Km/An	77.2	-0.5	-100	0		Segment
HYUNDAI	BAYON (03/2021)	Essence MHEV 15K Km/An	74.2	-0.8	-206	0		Multiple values
	STONIC (07/2020)	Essence 15K Km/An	75.0	-0.7	-172	0		
KIA	STONIC BUSINESS (07/2020)	Essence 15K Km/An	76.0	-0.7	-177	0		Marque
LEXUS	RC (11/2018)	Essence 15K Km/An	77.8	-0.8	-933	0		
PGO	CEVENNES (07/2013)	Essence 15K Km/An	32.6	-1.2	-546	0		Energie
	911 CARRERA CABRIOLET 992 (01/2019)	Essence 15K Km/An	87.7	-0.6	-938	0		Essence
PORSCHE	911 CARRERA COUPE 992 (01/2019)	Essence 15K Km/An	94.3	-1.0	-1,421	0		
	911 TARGA (05/2020)	Essence 15K Km/An	95.4	-1.0	-1,794	0		Carrosserie
RENAULT	GRAND SCENIC IV (09/2016-12/2023)	Essence 15K Km/An	63.1	-0.9	-337	0		
SUZUKI	VITARA (09/2018)	Essence MHEV 15K Km/An	73.9	-0.6	-163	0		Type Var PN €
VOLKSWAGEN	CADDY MAXI (01/2021)	Essence 15K Km/An	75.3	-0.7	-296	0		
VOLVO	V90 (06/2020)	Essence MHEV 15K Km/An	83.0	-1.1	-591	0		Energie / Mileage
				Multiple values				
				Multiple values				

Multiple values

Date

Pts Négatif Max

Pts Négatif Min

Pts Positif Min

Pts Positif Max

-45

-0.5

0.5

45

Essence – VP – 12 mois (3/3)

Forecast Trade Variations - France

				January 2024			Date de Comparaison										
							12/1/2023										
ALFA ROMEO	TONALE (03/2022)	Essence MHEV 15K Km/An	75.5	-7.5	-261	3,783	12	Période									
AUDI	Q3 SPORTBACK (09/2019)	Essence 15K Km/An	81.1	-1.4	-738	0	VP	Genre									
		Essence MHEV 15K Km/An	80.4	-1.4	-643	0											
	Q5 SPORTBACK (11/2020)	Essence MHEV 15K Km/An	82.8	-3.9	-2,595	0											
	SQ8 (10/2019)	Essence 15K Km/An	86.7	-0.9	-1,147	0											
BMW	X3 G01 LCI (06/2021)	Essence MHEV 15K Km/An	82.1	0.6	600	0	Multiple values	Segment									
	X5 M COMPETITION F95 (10/2019)	Essence 15K Km/An	86.9	-0.5	-807	0											
HYUNDAI	TUCSON (10/2020)	Essence MHEV 15K Km/An	72.9	-1.0	-364	0	All	Marque									
KIA	SPORTAGE (12/2021)	Essence MHEV 15K Km/An	75.0	-0.8	-303	0											
MASERATI	GRECALE (03/2022)	Essence 15K Km/An	87.3	-9.1	-10,707	0	Essence	Energie									
		Essence MHEV 15K Km/An	91.3	-5.0	-4,202	0											
PEUGEOT	5008 (11/2020)	Essence MHEV 15K Km/An	74.3	-0.5	-224	0	All	Carrosserie									
SSANGYONG	KORANDO (10/2019)	Essence 15K Km/An	73.7	-0.5	-130	0											
SUBARU	FORESTER E-BOXER (07/2019)	Essence MHEV 15K Km/An	71.7	-0.8	-366	0	All	Type Var PN €									
				-10	-5	0	-10,000	-5,000	0	5,000	0	1,000	2,000	3,000	4,000		
				Var VR Pts			Var VR €			Var PN €							
																All	Energie / Mileage
																Multiple values	Date
																Multiple values	

Pts Négatif Max

Pts Négatif Min

Pts Positif Min

Pts Positif Max

Multiple values

Essence – VP – 36 mois (1/2)

Forecast Trade Variations - France

				January 2024			Date de Comparaison	
							12/1/2023	
ALFA ROMEO	GIULIA (01/2023)	Essence 15K Km/An	61.0	-0.7	-387	54	36	Période
	A5 CABRIOLET (01/2020)	Essence MHEV 15K Km/An	55.8	-0.6	-419	0		
AUDI	RS5 (04/2017)	Essence 15K Km/An	62.5	0.6	583	0	VP	Genre
	SQ2 (01/2021)	Essence 15K Km/An	70.2	0.5	311	0		
	SQ8 (10/2019)	Essence 15K Km/An	68.6	-0.6	-849	0		
	M2 COUPE G87 (10/2022)	Essence 15K Km/An	69.0	-4.7	-3,778	0		Segment
	M8 COMPETITION CABRIOLET F91 (06/2019)	Essence 15K Km/An	47.9	-1.5	-2,746	0		Multiple values
	M8 COMPETITION COUPE F92 (06/2019)	Essence 15K Km/An	49.2	-1.1	-1,978	0		
BMW	M8 COMPETITION GRAN COUPE F93 (10/2019)	Essence 15K Km/An	52.7	-0.7	-1,265	0		
	SERIE 1 F40 (05/2019)	Essence 15K Km/An	57.8	-0.9	-395	0	All	Marque
	SERIE 4 GRAN COUPE G26 (06/2021)	Essence 15K Km/An	59.5	-0.6	-355	0		
		Essence MHEV 15K Km/An	62.3	-0.6	-460	0		Energie
HYUNDAI	BAYON (03/2021)	Essence MHEV 15K Km/An	56.4	-0.5	-132	0	Essence	
	i20 N (04/2021)	Essence 15K Km/An	58.8	-0.8	-240	0		
JEEP	AVENGER (12/2022)	Essence 15K Km/An	64.1	0.5	-958	-1,700	All	Carosserie
MERCEDES	CLASSE A (10/2022)	Essence MHEV 15K Km/An	62.1	-2.8	-2,064	-1,483		
	CLASSE S (09/2020)	Essence 15K Km/An	53.2	2.2	3,818	0		Type Var PN €
RENAULT	GRAND SCENIC IV (09/2016-12/2023)	Essence 15K Km/An	49.0	-0.5	-198	0	All	



Date de Comparaison	
12/1/2023	
36	Période
VP	Genre
Multiple values	Segment
All	Marque
Essence	Energie
All	Carosserie
All	Type Var PN €
Multiple values	Energie / Mileage
Multiple values	Date

Pts Négatif Max

Pts Négatif Min

Pts Positif Min

Pts Positif Max

-45

-0.5

0.5

45

Multiple values

Essence – VP – 36 mois (2/2)

Forecast Trade Variations - France

				January 2024			Date de Comparaison	
				Var VR Pts	Var VR €	Var PN €	12/1/2023	
ALFA ROMEO	TONALE (03/2022)	Essence MHEV 15K Km/An	59.7	-3.0	1,033	3,783	36	Période
ALPINE	A110 (02/2018)	Essence 15K Km/An	62.4	-7.4	5,432	17,200	VP	Genre
AUDI	Q3 SPORTBACK (09/2019)	Essence 15K Km/An	61.7	-1.0	-519	0	Multiple values	Segment
	Q5 SPORTBACK (11/2020)	Essence MHEV 15K Km/An	62.1	-1.2	-567	0		
	RS Q3 SPORTBACK (10/2019)	Essence 15K Km/An	80.5	-0.7	-491	0		
CHEVROLET	CORVETTE STINGRAY CABRIOLET (10/2021)	Essence 15K Km/An	43.0	-9.2	-8,954	0	All	Marque
	CORVETTE STINGRAY COUPE (10/2021)	Essence 15K Km/An	44.2	-9.5	-8,554	0		
HYUNDAI	TUCSON (10/2020)	Essence MHEV 15K Km/An	55.1	-0.5	-205	0	Essence	Energie
KIA	SPORTAGE (12/2021)	Essence MHEV 15K Km/An	57.0	-0.5	-187	0		
LEXUS	RC (11/2018)	Essence 15K Km/An	58.8	-0.5	-575	0	All	Carrosserie
MASERATI	GRECALE (03/2022)	Essence 15K Km/An	69.6	-8.8	-10,394	0		
		Essence MHEV 15K Km/An	72.7	-5.1	-4,242	0		
PORSCHE	911 CARRERA CABRIOLET 992 (01/2019)	Essence 15K Km/An	75.7	-1.3	-2,040	0	All	Type Var PN €
	911 CARRERA COUPE 992 (01/2019)	Essence 15K Km/An	76.3	-2.9	-4,311	0		
	911 TARGA (05/2020)	Essence 15K Km/An	78.6	-1.0	-1,739	0		
SUBARU	IMPREZA E-BOXER (10/2020)	Essence MHEV 15K Km/An	48.9	0.8	282	0	Multiple values	Date

Energie / Mileage
Multiple values

Multiple values

-45 Pts Négatif Max

-0.5 Pts Négatif Min

0.5 Pts Positif Min

45 Pts Positif Max

HYBRIDE




Hybride – VP – 12 mois (1/2)

Forecast Trade Variations - France

				January 2024			Date de Comparaison
							12/1/2023
AUDI	A8 (12/2021)	Essence PHEV 15K Km/An	62.2	-0.6	-800	0	12
BMW	SERIE 5 TOURING G31 LCI (05/2020)	Essence PHEV 15K Km/An	74.6	0.7	481	0	VP
CUPRA	LEON (10/2020)	Essence PHEV 15K Km/An	67.5	-0.5	-261	0	Multiple values
DS	DS 4 (05/2021)	Essence PHEV 15K Km/An	74.3	-0.7	-2,701	-3,175	Multiple values
FORD	GALAXY (09/2019)	Essence FHEV 15K Km/An	67.7	-1.9	-976	0	All
	S-MAX (09/2019)	Essence FHEV 15K Km/An	72.0	-1.7	-912	0	Hybride
HONDA	HR-V E:HEV (09/2021)	Essence FHEV 15K Km/An	81.4	-1.7	-625	0	Multiple values
JEEP	RENEGADE (09/2020)	Essence PHEV 15K Km/An	68.8	-0.7	-320	0	Multiple values
MERCEDES	CLASSE S (09/2020)	Essence PHEV 15K Km/An	77.0	-2.5	-3,839	0	Multiple values
OPEL	ASTRA SPORTS TOURER (11/2022)	Essence PHEV 15K Km/An	72.1	-2.8	-1,298	0	Multiple values
PORSCHE	PANAMERA (08/2020)	Essence PHEV 15K Km/An	80.8	-0.9	-4,552	-4,259	Multiple values
RENAULT	CAPTUR (11/2019)	Essence FHEV 15K Km/An	75.1	0.9	-362	-880	Multiple values
TOYOTA	CAMRY HYBRIDE MC21 (01/2021)	Essence FHEV 15K Km/An	75.5	-0.7	-306	0	Multiple values
	YARIS PRO HYBRIDE MY22 (12/2021)	Essence FHEV 15K Km/An	84.6	-1.3	-335	0	Multiple values
VOLVO	V90 (06/2020)	Essence PHEV 15K Km/An	69.2	-1.1	-900	0	Multiple values



Date
12/1/2023
12
VP
Multiple values
All
Hybride
Multiple values
All
Multiple values
Multiple values
Multiple values



© Autovista Group 2019. Reproduction and commercial distribution is strictly prohibited

Hybride – VP – 12 mois (2/2)

Forecast Trade Variations - France

					January 2024			Date de Comparaison	
								12/1/2023	
ALFA ROMEO	TONALE (03/2022)	Essence PHEV 15K Km/An	75.1	-5.8	-1,507	2,310		12	Période
	Q3 (11/2018)	Essence PHEV 15K Km/An	81.7	-0.8	-399	0			
AUDI	Q3 SPORTBACK (09/2019)	Essence PHEV 15K Km/An	80.6	-2.8	-1,544	0		VP	Genre
	Q5 SPORTBACK (11/2020)	Essence PHEV 15K Km/An	80.8	-4.6	-3,332	0			Segment
BMW	X3 G01 LCI (06/2021)	Essence PHEV 15K Km/An	82.9	-3.4	-2,264	0		Multiple values	
FORD	KUGA (10/2019-12/2023)	Essence PHEV 15K Km/An	75.0	-1.9	-856	0			Marque
		Essence PHEV 15K Km/An	71.0	-2.7	-1,309	0			Energie
HONDA	CR-V E:HEV 2021 (01/2021)	Essence FHEV 15K Km/An	74.3	-1.9	-859	0			
HYUNDAI	SANTA FE (08/2020)	Essence PHEV 15K Km/An	72.0	-1.1	-630	0		All	
	TUCSON (10/2020)	Essence FHEV 15K Km/An	75.3	-1.1	-459	0			
JEEP	COMPASS (03/2021)	Essence PHEV 15K Km/An	70.6	-1.2	-596	0			
KIA	SORENTO (11/2020-12/2023)	Essence FHEV 15K Km/An	75.9	-1.5	-816	0		Hybride	
	SPORTAGE BUSINESS (01/2022)	Essence PHEV 15K Km/An	77.3	1.7	600	-308			
LYNK & CO	01 (07/2021)	Essence PHEV 15K Km/An	74.4	-1.0	-447	0			Carrosserie
MITSUBISHI	ECLIPSE CROSS MY21 (12/2020)	Essence PHEV 15K Km/An	69.5	-0.5	-238	0		All	
TOYOTA	C-HR NOUVEAU (09/2023)	Essence FHEV 15K Km/An	72.0	0.8	-648	-1,361			Type Var PN €
		Essence PHEV 15K Km/An	71.0	0.5	-359	-867		All	



Energie / Mileage
Multiple values

Date
Multiple values

Pts Négatif Max

Pts Négatif Min

Pts Positif Min

Pts Positif Max

-45

-0.5

0.5

45

Hybride – VP – 36 mois (1/2)

Forecast Trade Variations - France

					January 2024			Date de Comparaison	
								12/1/2023	
AUDI	Q5 SPORTBACK (11/2020)	Essence PHEV 15K Km/An	61.6	-3.2	-2,325	0			
BMW	X3 G01 LCI (06/2021)	Essence PHEV 15K Km/An	63.1	-3.1	-2,067	0			
DS	DS 4 (05/2021)	Essence PHEV 15K Km/An	57.2	-2.4	-2,987	-3,175			
FORD	GALAXY (09/2019)	Essence FHEV 15K Km/An	48.3	-1.2	-603	0			
	S-MAX (09/2019)	Essence FHEV 15K Km/An	54.2	-1.0	-534	0			
HONDA	CR-V E:HEV 2021 (01/2021)	Essence FHEV 15K Km/An	53.0	-1.1	-490	0			
	HR-V E:HEV (09/2021)	Essence FHEV 15K Km/An	60.7	-1.0	-371	0			
HYUNDAI	SANTA FE (08/2020)	Essence PHEV 15K Km/An	51.4	-0.7	-423	0			
KIA	SORENTO (11/2020-12/2023)	Essence FHEV 15K Km/An	59.1	-1.0	-526	0			
MERCEDES	CLASSE S (09/2020)	Essence PHEV 15K Km/An	56.7	-1.9	-2,875	0			
OPEL	ASTRA SPORTS TOURER (11/2022)	Essence PHEV 15K Km/An	52.0	-3.8	-1,738	0			
PORSCHE	PANAMERA (08/2020)	Essence PHEV 15K Km/An	64.4	-1.3	-4,423	-4,259			
RENAULT	CAPTUR (11/2019)	Essence FHEV 15K Km/An	56.5	0.6	-308	-880			
TOYOTA	CAMRY HYBRIDE MC21 (01/2021)	Essence FHEV 15K Km/An	60.0	-0.5	-225	0			
	YARIS PRO HYBRIDE MY22 (12/2021)	Essence FHEV 15K Km/An	60.8	-0.8	-194	0			
VOLVO	V90 (06/2020)	Essence PHEV 15K Km/An	48.4	-0.7	-562	0			



36	Période
VP	Genre
Multiple values	Segment
All	Marque
Hybride	Energie
All	Carrosserie
All	Type Var PN €

Energie / Mileage
Multiple values

Date
Multiple values

-45 Pts Négatif Max

-0.5 Pts Négatif Min

0.5 Pts Positif Min

45 Pts Positif Max

Hybride – VP – 36 mois (2/2)

Forecast Trade Variations - France

					January 2024			Date de Comparaison	
ALFA ROMEO	TONALE (03/2022)	Essence PHEV 15K Km/An	53.9	-6.8	-2,494	2,310		12/1/2023	
AUDI	Q3 SPORTBACK (09/2019)	Essence PHEV 15K Km/An	60.9	-2.2	-1,222	0		36	Période
FORD	KUGA (10/2019-12/2023)	Essence PHEV 15K Km/An	51.0	-2.1	-988	0		VP	Genre
HYUNDAI	TUCSON (10/2020)	Essence FHEV 15K Km/An	59.2	-0.7	-299	0		SUV-C	Segment
KIA	SPORTAGE BUSINESS (01/2022)	Essence PHEV 15K Km/An	57.9	1.1	360	-308		All	Marque
LYNK & CO	01 (07/2021)	Essence PHEV 15K Km/An	55.1	-0.5	-234	0		Hybride	Energie
TOYOTA	C-HR NOUVEAU (09/2023)	Essence FHEV 15K Km/An	56.4	0.5	-551	-1,361		All	Carrosserie
				-5	-3,000	2,000		All	Type Var PN €
				Var VR Pts	Var VR €	Var PN €			Energie / Mileage
									Multiple values

Date de Comparaison
12/1/2023
Période
36
VP
Genre
Segment
SUV-C
All
Marque
All
Energie
Hybride
Carrosserie
All
Type Var PN €
All
Energie / Mileage
Multiple values
Date
Multiple values

Pts Négatif Max

Pts Négatif Min

Pts Positif Min

Pts Positif Max

Multiple values

Multiple values

ÉLECTRIQUE



HYDROGEN



Electrique – VP – 12 mois (1/2)

Forecast Trade Variations - France

				January 2024			Date de Comparaison	
							12/1/2023	
BMW	SERIE 7 G70 (04/2022)	Electrique 10K Km/An	75.8	-1.2	-1,878	0	12	Période
BMW i	i3 i01 LCI (10/2017)	Electrique 10K Km/An	60.7	0.9	402	0	VP	Genre
	iX3 G08 LCI (08/2021)	Electrique 10K Km/An	70.8	-0.9	-708	0		
FISKER	OCEAN (10/2022)	Electrique 10K Km/An	79.5	-4.4	-14,766	-14,427	Multiple values	Segment
HYUNDAI	IONIQ 5 (03/2021)	Electrique 10K Km/An	77.5	-3.1	-1,958	-283		
	IONIQ 6 (11/2022)	Electrique 10K Km/An	79.2	3.0	4,047	2,900	All	Marque
JEEP	AVENGER (12/2022)	Electrique 10K Km/An	76.6	-2.6	-1,784	-708		
MERCEDES	EQS (08/2021)	Electrique 10K Km/An	73.1	-1.0	-1,564	0	Electrique	Energie
	EQV (07/2020)	Electrique 10K Km/An	78.2	-0.6	-522	0		
MINI	HATCH 3 PORTES ELECTRIC F56 BEV LCI (01/2021)	Electrique 10K Km/An	74.6	0.5	-332	-727	All	Carrosserie
NOSMOKE	NOSMOKE (09/2018)	Electrique 10K Km/An	58.7	-0.7	-122	0		
OPEL	MOKKA (10/2020)	Electrique 10K Km/An	65.4	-2.3	-513	779	All	Type Var PN €
	VIVARO COMBI (03/2019)	Electrique 10K Km/An	62.7	-6.6	-3,506	0		
PEUGEOT	208 (09/2023)	Electrique 10K Km/An	70.9	-0.7	282	738	Electrique 10K Km/An	Energie / Mileage
	308 (06/2021)	Electrique 10K Km/An	74.9	-0.6	-279	0		
RENAULT	ZOE E-TECH ELECTRIQUE (04/2021)	Electrique 10K Km/An	59.9	-4.4	-1,589	0	Multiple values	Date
TESLA	MODEL X (01/2021)	Electrique 10K Km/An	82.7	-0.5	-575	0		
	MODEL Y (07/2021)	Electrique 10K Km/An	76.5	-0.5	-283	0		
VOLKSWAGEN	CARAVELLE 6.1 (07/2019)	Electrique 10K Km/An	62.5	-1.2	-768	0		



© Autovista Group 2019. Reproduction and commercial distribution is strictly prohibited

Electrique – VP – 12 mois (2/2)

Forecast Trade Variations - France

				January 2024			Date de Comparaison							
SMART	SMART #1 (10/2022)	Electrique 10K Km/An	73.7	-0.5	-221	0	12/1/2023							
VOLKSWAGEN	ID.4 (09/2020)	Electrique 10K Km/An	70.5	-3.5	-1,842	0	Période							
	ID.5 (12/2021)	Electrique 10K Km/An	73.7	-0.7	-455	0	Genre							
				-4	-3	-2	-1	0	-2,000	-1,500	-1,000	-500	0	VP
				Var VR Pts			Var VR €			Var PN €				

Date de Comparaison

12/1/2023

12

VP

SUV-C

All

Electrique

All

All

Electrique | 10K Km/An

Multiple values

Date

Pts Négatif Max

Pts Négatif Min

Pts Positif Min

Pts Positif Max

Electrique – VP – 36 mois

Forecast Trade Variations - France


				January 2024			Date de Comparaison	
							12/1/2023	
BMW	SERIE 7 G70 (04/2022)	Electrique 10K Km/An	59.0	-1.3	-2,009	0	36	Période
BMW i	i3 I01 LCI (10/2017)	Electrique 10K Km/An	42.9	0.6	281	0		
	iX3 G08 LCI (08/2021)	Electrique 10K Km/An	53.8	-0.7	-543	0		
FISKER	OCEAN (10/2022)	Electrique 10K Km/An	64.1	-3.5	-11,846	-14,427	VP	Genre
HYUNDAI	IONIQ 5 (03/2021)	Electrique 10K Km/An	54.9	-4.0	-2,349	-283		
		IONIQ 6 (11/2022)	Electrique 10K Km/An	61.3	2.0	2,908	2,900	All
JEEP	AVENGER (12/2022)	Electrique 10K Km/An	58.9	-2.2	-1,467	-708		
MERCEDES	EQS (08/2021)	Electrique 10K Km/An	56.2	-1.2	-1,931	0	All	Marque
NOSMOKE	NOSMOKE (09/2018)	Electrique 10K Km/An	38.3	-0.7	-123	0		
OPEL	MOKKA (10/2020)	Electrique 10K Km/An	45.3	-2.5	-778	779	All	Energie
	VIVARO COMBI (03/2019)	Electrique 10K Km/An	47.5	-5.2	-2,769	0		
PEUGEOT	208 (09/2023)	Electrique 10K Km/An	56.4	-0.5	221	738	Electrique	Carrosserie
	308 (06/2021)	Electrique 10K Km/An	55.3	-1.1	-490	0		
RENAULT	ZOE E-TECH ELECTRIQUE (04/2021)	Electrique 10K Km/An	44.2	-2.4	-870	0	All	Type Var PN €
SMART	SMART #1 (10/2022)	Electrique 10K Km/An	56.4	-1.0	-425	0		
VOLKSWAGEN	CARAVELLE 6.1 (07/2019)	Electrique 10K Km/An	44.2	-0.7	-480	0	All	Date
	ID.4 (09/2020)	Electrique 10K Km/An	54.5	-2.8	-1,437	0		



Date de Comparaison	
12/1/2023	
36	Période
VP	Genre
All	Segment
All	Marque
Electrique	Energie
All	Carrosserie
All	Type Var PN €

Energie / Mileage
Electrique | 10K Km/An

Multiple values



Merci

**Autovista
Group**

© EuraxGlass's Group 2016. Reproduction and commercial distribution is strictly prohibited